



THREE HANDS PROJECT CHECKLIST



In your sketchbook, come up with a composition using three exciting hand poses and draw sketches of them, using good proportion and adding detail. Your composition should be balanced and fill the space. **Traced or “flat” hands will not count towards the three hand requirement.**




Show your sketches to Ms. S for final paper. Have her sign off here that she has seen your sketches:




Using a **ruler** and your **2H pencil**, carefully measure a 1” border around your paper. Go over your border in **drawing pen using a ruler**, and being careful not to create cross-hairs.




Lightly draw your three hands onto the final paper, using the **2H** pencil. Use care to make sure that your hands are all **life-size or larger**.




Carefully go over your designs in **drawing pen** or ultra-fine tip Sharpie.



Add **quality of line** (thick, thin, dotted, dashed lines, etc.) to your piece for emphasis and variety.



After the drawing pen ink has dried, carefully **erase all pencil lines** using your Magic Rub eraser.



Check your project against the grading rubric on the other side of this paper. Make sure your full name is somewhere on your project. **Tape** this paper to the back of your project and hand it in to the purple slot for your class period.



DUE DATE: _____

NAME: _____

PERIOD: _____

THREE HANDS GRADING RUBRIC

<i>Category</i>	<i>5 Superior</i>	<i>4 Excellent</i>	<i>3 Satisfactory</i>	<i>2 – 0 Needs Improvement</i>
Composition How you place your ideas on the paper	Your design choices are unique and move the eye through the piece. Your design is balanced and fills the space	Your design choices may be lacking in one of these areas: <ul style="list-style-type: none"> • Creativity/Uniqueness • Movement • Balance • Filling the space 	Your design choices may be lacking in two of these areas: <ul style="list-style-type: none"> • Creativity/Uniqueness • Movement • Balance • Filling the space 	Your design choices are not unique and do not move the eye through the piece. Your design is unbalanced and does not fill the space.
Drafting How carefully you observe and draw	You carefully created three proportionate hands, drawn life-size or larger and including surface details	You created three hands, but your drawings may be lacking in one of these areas: <ul style="list-style-type: none"> • Proportion • Scale (life-size) • Detailing 	You created three hands, but your drawings may be lacking in two of these areas: <ul style="list-style-type: none"> • Proportion • Scale (life-size) • Detailing 	Your drawing does not contain three hands, or may be lacking in proportion, scale, and detailing
Line Quality How you add variety and emphasis to your design	You carefully added quality of line to your design, paying attention to balance and emphasis		You added quality of line to a few random parts of your design, or it appears very rushed	You forgot to add quality of line to your project, or it was so minimal it was hard to distinguish
Craftsmanship How neatly and carefully you created your project	Your project is very neatly done and looks like it took time and hard work. <ul style="list-style-type: none"> • Lightly drawn • Gone over carefully and neatly in pen • Pencil lines are erased • Carefully measured and inked border 	Your project is neatly done and looks like it took time and hard work	Your project may not be neatly done and may appear rushed	Your project is very messy or did not have time and care put into it
Effort	You were consistently on-task and did not have to be prompted to work		You were occasionally on-task	You were frequently off-task

Points from Grid: _____ x 4

Total Points: _____ / 100

COMMENTS: